



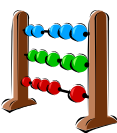





# Nursery 2 Autumn 1 September 2019 Planning

	Personal, Social & Emotional Development 	Physical Development 	Communication & Language 	Literacy 	Mathematics 	Understanding of the World 	Expressive Arts & Designs 	Limmudei Kodesh 
<b>Training days</b> <b>Mon &amp; Tues</b>  <b>Sep 4<sup>th</sup> - 6<sup>th</sup></b>  <b>All about me and settling in.</b>	Help children to recognise, understand and cooperate with the classroom rules and routines. Play games to reinforce them.	Teach children the skills they need to use equipment safely and move around the classroom safely.	Encourage children to talk about their 'all about me' booklets from home.	As a part of the morning routine the children will need to find familiar print - their names for self-registration.	Provide fine motor activities for the children when counting within the playdough area and pegging clothing within the roleplay areas.	The children will be given time to explore their outdoor environment. They will be shown how to use various tools to help them investigate their surroundings.	To ensure the children have an understanding of the various creative tool encourage and provide children time to explore all the creative areas within the setting.	Introduce the children to all the LK staff.
<b>Sep 9<sup>th</sup>-13<sup>th</sup></b>  <b>Rules Expectations Routines</b>	During play observe children following the rules and encourage them to talk about some rules they know.	Support children to pour their own drinks, get their own fruit from their lunch boxes and trays.	Give children the time to socially interact with their peers through play. Continue to encourage children to talk about their booklets.	The children will listen to and joining in with the rhymes/ phrases in familiar stories.	When children are tidying up their classroom they will be encouraged to count out the objects they are putting away.	Children will be encouraged to cut the lavender and beginning to develop and understanding of growth and changes over time.	The children will have time to engage in imaginative play and will be encouraged base their play on first hand experiences.	Ivrit: Shalom - hello Boker Tov - Good-Morning  Continue to learn the prayer Adon olam  Parsha: Vayeira

<p><b>Sep 16<sup>th</sup>-20<sup>th</sup></b></p> <p><b>Rules</b> <b>Expectations</b> <b>Routines</b></p>	<p>Plan activities that require turn taking and opportunities to join in.</p>	<p>The children will be encouraged and supported when getting dressed for Forest school.</p> <p>Learn the rules on how to be safe in the woodland.</p>	<p>Listen to a woodland story about the characters might see in our outdoor environment.</p>	<p>Encourage the children to listen and to join in with familiar songs. The children learn some new words related to what we see and discover in the woodland.</p>	<p>One to one number correspondence by counting how many toys or black berries have been picked.</p>	<p>What can you see in the woodland?</p> <p>What colours can you see in the woodland?</p> <p>How can we be safe in the woodland?</p>	<p>The children will pick black berries and encouraged to explore and talk about the texture and taste.</p>	<p>Ivrit: Imma/abba/ family</p>
<p><b>Sep 23<sup>th</sup>-27<sup>th</sup></b></p> <p><b>Rosh Hashanah</b></p>	<p>Children will participate in the Rosh Hashanah traditions with their peers. They will wait their turn to eating apples dipped in honey.</p>	<p>Provide opportunities for children to independently cut up fruit. eg. cut and mash bananas.</p>	<p>Learn why we blow the shofar. Listening to the sounds of the Shofar and encourage the children to imitating them.</p>	<p>The ch. will write their names in their Rosh Hashanah cards and be encourage to make marks and distinguish the marks made.</p>	<p>Children will participate in activities that require them to find various colours, numbers and patterns with apples.</p>	<p>Explore where apples come from within the outdoor areas. Observe and explore apples with magnifying glasses.</p>	<p>Listen to and move to Rosh Hashanah inspired music. Blow painting on Shofar shapes. Apple printing to for Rosh Hashanah cards.</p>	<p>Intro to Rosh Hashanah.</p> <p>Ivrit: D'vash - honey Tapuach - apple</p>
<p><b>Rosh Hashanah Holidays 30<sup>th</sup> &amp; 1<sup>st</sup></b></p> <p><b>Sep 2<sup>nd</sup> - Oct 4<sup>th</sup></b></p> <p><b>Yom Kipper</b></p>	<p>When talking about Yom Kippur children will be encouraged to be aware of their action and the feelings of other. This will be support with feeling puppets.</p>	<p>The ch. will go to the school hall and in a PE lesson.</p> <p>The children will have the space to freely move in various ways like walking, jumping &amp; more.</p>	<p>The children will join in with songs and rhymes. They will be encouraged to follow the directions within the songs and rhymes.</p>	<p>The children will be given time to explore all areas of learning. They will be encouraged to look at books and handle them with care.</p>	<p>When the ch. are tidying up encourage them to follow positional language instructions eg. Put the book on top of the table?</p>	<p>Invite a Rabbi from the community to blow the Shofar and talk about his job.</p>	<p>The children will be encouraged to build stories with the small world toys.</p>	<p>Introduce the Yom Kippur festival, learn songs and Listen to the stories related to the festival.</p> <p>Ivrit: Shana Tova Slicha - sorry</p>

<p><b>Yom Kipper Early Finish 8<sup>th</sup> &amp; Holiday 9<sup>th</sup></b></p> <p><b>Oct 7<sup>th</sup> - 11<sup>th</sup></b></p> <p><b>Sukkot</b></p>	<p>Create an area in which children can sit and chat with friends, such as a Sukkah. Parents will be encouraged to participate with the Sukkot customs by sharing refreshment with their children in the Sukkah.</p>	<p>The children will be encouraged to move in various ways to construct a Sukkah.</p>	<p>The children will build their vocabulary when learning about the objects we use within the Sukkot festival. The children will join in with Sukkot inspired songs and chants.</p>	<p>Learn and join in with songs and poems related to the Sukkot festival.</p>	<p>Encourage children to talk about the shapes they see and how they are arranged when playing with the construction toys.</p>	<p>The children will have milk and fruit outdoors in the Sukkah. When doing so they will be encouraged to talk about what they observe.</p>	<p>Children will be encouraged to creatively decorate our Sukkah in the outdoor area.</p> <p>They will use a range of construction materials to make their own Sukkahs.</p>	<p>Parents and children to participate in the Sukkot celebrations. Introduce Sukkot, learn songs and listen to stories related to the festival. Children learn Sukkot prayers Ivrit; Lulav &amp; Etrog</p>
<p><b>Succot Holidays 14<sup>th</sup>&amp;15<sup>th</sup></b></p> <p><b>Oct 16<sup>th</sup> - 18<sup>th</sup></b></p> <p><b>Simchat Torah</b></p>	<p>Children will explore their woodland surrounding with collaborative activities to develop children's social interactions and friendships.</p>	<p>Give children plenty of opportunities to move freely in a range of different ways within our outdoor play area.</p>	<p>The children will learn and sing a range of rhymes and action songs to do when participating in the Torah parade.</p>	<p>Make a large Torah and explore different scripts like English and Hebrew letters.</p>	<p>When the children are exploring the Torah they will be encourage to talk how long, small and big the some of them are.</p>	<p>To encourage ch. to talk about their familiar world they will be play with malleable materials that they can be manipulated or the texture changed.</p>	<p>Torah Parade art activities will include making and decorating a large Torah and flags.</p>	<p>Explore different Torahs. What is inside a Torah? How big/long is a Torah? Who reads the Torah?</p>

<p><b>Simchat Torah Holidays 21<sup>st</sup>&amp;22<sup>nd</sup></b></p> <p><b>Oct 23<sup>rd</sup> - 24<sup>th</sup></b></p>	<p>Encourage and support the children to select and use the resources within their learning environment.</p>	<p>The children will be given physical challenges like jump like a kangaroo, crawl like a caterpillar and more.</p>	<p>The children will be given time to freely play with peers. They will be encouraged and prompted to communicate with peers and key adults through play.</p>	<p>The children will be given time to freely marks make and talk about the marks they have made.</p>	<p>The children will be given the space and time to build and arrange various shapes. They will be asked a range of questions to encourage them to talk about them.</p>	<p>The children will listen to various animal stories and when reflecting on the story the children will begin to understand concern for living things.</p>	<p>Encourage the children to freely express themselves through fun music and movement sessions.</p>	<p>The children will reflect on all the festivals we have celebrated with the use of the learning journal/black book.</p>
--	--	---	---	--	---	---	---	---

**Holidays 28<sup>th</sup> – 1<sup>st</sup>**