



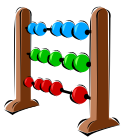





Reception Medium Term Planning - [Spring 1 2019 - Korky Paul]

Learning and Development - Characteristics of Effective Learning

- Playing and exploring
- Active learning
- Creating and thinking critically

	Personal Social and Emotional Development 	Communication and Language 	Physical Development 	Literacy 	Mathematics 	Understanding the World 	Expressive Arts and Design 	Limmudei Kodesh 
Week 1 7th - 11th Jan Winnie the Witch	<p>Revisiting rules and routines and why they are important at school</p> <p>Children to show an awareness of their own and other's behaviour</p>	<p>Circle time and milk & fruit discussions about how and what the children celebrated in the holidays</p>	<p>Fine motor skills development - pencil grip. Handwriting exercises. Letter formation of p & k</p> <p>PE - seated static balance - Monkey Business</p>	<p>Recap and revisit all sounds and tricky words taught so far. Focus on phase 2 disyllabic words</p>	<p>To understand the cardinality and composition of the number 6. To be able to compare numbers 1,2,3,4,5,6 Pairs to 6</p>	<p>To know about similarities and differences between themselves and others, and among families, communities and traditions</p>	<p>Winnie the Witch inspired art work and role play experiences. Explore using a variety of materials, tools and techniques Represent their own ideas</p>	<p>Ivrit: Nun, Samech</p> <p>Tefillah: Birkat Hamazon meaning</p> <p>Parsha: Bo</p>

<p>Week 2 14th - 18th Jan</p> <p>Winnie in Winter</p>	<p>Developing independence and valuing the Friendship Tree</p> <p>Children to discuss positive relationships with adults and other children</p>	<p>Listening to stories and book of the week and respond to “how” and “why” questions</p>	<p>Fine motor skills development - pencil grip. Handwriting exercises. Letter formation of c & a</p> <p>PE - seated static balance - Monkey Business</p>	<p>To segment and blend Phase 2 & 3 words and begin to read captions and sentences. To learn phase 3 tricky words. To learn “oa” sound. To use phonetic knowledge to write words.</p>	<p>To be able to increase and decrease sets of up to 6.</p> <p>To understand the properties of a hexagon, cube and cuboid.</p> <p>To be able to make 6p</p>	<p>Discuss changes in the weather and seasons</p> <p>To understand the features of their own immediate environment</p>	<p>Colour mixing with white and blue powder paints to make winter pictures</p> <p>Experimenting with colour</p>	<p>Ivrit: Ayin, Pey/phey</p> <p>What is Tu’bishvat?</p> <p>Parsha: Beshalach</p>
<p>Week 3 21st - 25th Jan</p> <p>Tu Bishvat</p> <p>Winnie’s Midnight Dragon</p>	<p>SEAL - It doesn’t matter what someone looks like, it’s being a good & kind person that counts</p> <p>Children to be aware of their peers feelings and needs</p>	<p>Asking relevant questions to stories and show and tell</p> <p>Children to listen attentively in a range of situations</p>	<p>Fine motor skills development - pencil grip. Handwriting exercises. Letter formation of d & o</p> <p>PE - seated static balance - Monkey Business</p>	<p>To segment and blend Phase 2 & 3 words and begin to read captions and sentences. To learn phase 3 tricky words. To learn “oo” (zoo) sound. To use phonetic knowledge to write words.</p>	<p>To understand the cardinality and composition of the number 7.</p> <p>To be able to compare numbers 1,2,3,4,5,6,7</p>	<p>Make observations about plants, explain why some things occur and talk about changes</p>	<p>Learn songs, make music and dance for Tu Bishvat</p> <p>Children to experiment with making their own music</p>	<p>Ivrit: Tzadi, Kuf</p> <p>Tu’bishvat: Yom Huledet to the trees! Make fruit Kababs</p> <p>Parsha: Yitro</p>

<p>Week 4 28th Jan - 1st Feb</p> <p>The Duck with No Luck</p>	<p>SEAL - Taking responsibility and going for goals</p> <p>To develop confidence to try new activities and say when they do or don't need help</p>	<p>Answer how and why questions about experiences</p> <p>Use past, present and future forms accurately when talking about events that have happened or are to happen in the future</p>	<p>Fine motor skills development - pencil grip. Handwriting exercises. Letter formation of g & q</p> <p>PE - coordination ball skills - Clowning Around</p>	<p>To segment and blend Phase 2 & 3 words and begin to read captions and sentences. To learn phase 3 tricky words. To learn "oo" (book) sound. To use phonetic knowledge to write words.</p>	<p>To be able to increase and decrease sets of up to 7</p> <p>To understand the properties of a heptagon and common 3D shapes.</p> <p>To be able to make 7p</p>	<p>Bird migration for winter - discuss how environments may vary from one another</p> <p>Science Ice experiment - looking at changes</p>	<p>Make 3D models of birds using various materials</p> <p>Explore using a variety of materials, tools and techniques</p>	<p>Ivrit: Resh, Shin/sin</p> <p>What is Kashrut?</p> <p>Parsha: Mishpatim</p>
<p>Week 5 4th - 8th Feb</p> <p>Chinese New Year</p> <p>The Fish Who Could Wish</p>	<p>SEAL - keeping on going / resilience</p> <p>To develop confidence to try new activities and say when they do or don't need help</p>	<p>Use role play and small world to express themselves and show awareness of others</p>	<p>Fine motor skills development - pencil grip. Handwriting exercises. Letter formation of s & f</p> <p>PE - coordination ball skills - Clowning Around</p>	<p>To segment and blend Phase 2 & 3 words and begin to read captions and sentences. To learn phase 3 tricky words. To learn "ar" sound. To use phonetic knowledge to write words.</p>	<p>To understand the cardinality and composition of the number 8. To be able to compare numbers 1,2,3,4,5,6,7,8</p> <p>Pairs to 8</p>	<p>Learn about Chinese New Year (Year of the pig) To know about similarities and differences between themselves and others, and among families, communities and traditions</p>	<p>Make Chinese New Year decorations</p> <p>Explore using a variety of materials, tools and techniques</p>	<p>Ivrit: Taf</p> <p>Explore Kashrut and blessings</p> <p>Parsha: Terumah</p>

Week 6 11th - 15th Feb Sir Scallywag books	SEAL - setting and achieving goals Children to adjust their behaviour to different situations and take changes of routine in their stride.	Develop their own narratives and explanations by connecting ideas or events (role play / small world / construction)	Fine motor skills development - pencil grip. Handwriting exercises. Letter formation of e PE - coordination ball skills - Clowning Around	To segment and blend Phase 2 & 3 words and begin to read captions and sentences. To learn phase 3 tricky words. To learn “or” sound. To use phonetic knowledge to write words.	To be able to increase and decrease sets of up to 8 To understand the properties of an octagon and common 3D shapes. To be able to make 8p	IT focus week - to select and use technology for a particular purpose	Use creative apps including seesaw to make own pictures Experiment with colour, design and function	Ivrit: Introduce vowels Tefillah: Birkat Hamazon re cap Parsha: Tetzavah
---	---	--	--	--	--	---	--	--