



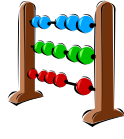





# Nursery 2 January 2019 Planning

	Personal, Social and Emotional Development 	Communication and Language 	Physical Development 	Literacy 	Mathematics 	Understanding the World 	Expressive Arts and Design 	Limmudei Kodesh 
<b>Doctors &amp; Nurses</b> <b>Jan 7<sup>th</sup> - 11<sup>th</sup></b>	Recap our rules and expectations. Praise children's behaviour with individual reward charts.	Children will work with paper clips to support fine motor strength.  PE session in the hall with a focus on moving in a range of different ways	To join in and become aware of rhyme with rhythm in story books.	Phase1 Aspect3  To distinguish between sounds and remembering patterns in sound.	Exploring the number 0. Each day something from our nursery will be taken away. Who took .....? How many do we have?	Children talk about what they have done in the holidays. Children will use their holiday books to prompt conversation.	Use the colours learnt in Hebrew to create art work within the creative areas.	Ivrit: Adom - Red. Tut - Strawberry, Zeh - this is  Parsha: Bo
<b>Eating Healthy</b> <b>Tu B'shevat</b> <b>Jan 14<sup>th</sup> - 18<sup>th</sup></b>	Help children recognise when their actions and words can affect others.	Children will do threading on tree inspired shapes to support fine motor strength.  Have discussions around eating healthy foods like fruit.	Look at fruit textures and colours. Learn and use words that describe them.	Phase1 Aspect4  To develop awareness of rhyme with games.	Exploring the number one. Can you find one...? How many do you have? Can you give me one more or one less?	Doctors and nurses Roleplay area. Invite parents who are to talk about their job.	Explore the different colours of the fruit with matching activities. Continue to explore colours through colour mixing.	Ivrit: Kahol - Blue Uchmaniyot - Blue berries  Tu'bshvat: What is Tu'bshvat?  Parsha: Beshalach

<b>Gardener</b>  <b>Jan 21<sup>st</sup> - 25<sup>th</sup></b>  <b>Tu B'Shevat</b> <b>Mon 21<sup>st</sup></b>	Characteristics of effective learning Playing and exploring. They will meet Mr. Brave who is always willing to give it a go.	Children will play pass the parcel with rubber bands to support fine motor strength.  P.E session focusing on moving a range of different ways	Singing rhyming songs related to Tu B'Shevat.  Sing a song by Debbie Friedman called 'Plant a Tree for Tu B'Shevat'	Phase1 Aspect4  To develop awareness of rhyme in speech with rhyming songs.  Story for the week is a Percy the Park keeper story	Exploring the number two. Can you find two...? Counting two objects. Can I have two more or two less?	Explore our outdoor environment with nature walks and woodland sessions.  Celebrate Tu B'Shevat in our woodland. Invite a forest school expert to make a fire.	Children will explore colours and make handprints and finger tips to create a fruit tree.	Ivrit: Tzahov- Yellow Banana - Banaana  Tu B'Shvat Sing happy birthday to the trees  Parsha: Yitro
<b>Police</b>  <b>Jan 28<sup>th</sup> Feb 1<sup>st</sup></b>	Characteristics of effective learning Playing and exploring. They will meet Mr. Nosey who finds things out and explores.	Encourage the children to draw pictures to support correct pencil  P.E Session in the hall with a focus on throwing and catching.	Children will participate in activities to recognise and develop an awareness of rhyme. The story Rhyme Crime by Jon Bugerman will be used to support awareness.	Phase1 Aspect4  To develop awareness of rhyme in speech with and games.  Story of the week is Burglar Bill by Janet and Allen Ahlberg	Exploring the number three. Can you find three...? Counting three objects. Subitizing with three by saying it drawing it and building it.	Police station roleplay area.  Invite parents who work in law enforcement to talk about their jobs.	Children will use available resources to create props to support their role play eg. make jails and police stations.	Ivrit: Brown - Chum (Mix colours together to make brown.)  Tefillah: Matovu  Parsha: Mishpatim
<b>Detectives</b>  <b>Feb 4<sup>th</sup> - 8<sup>th</sup></b>	Characteristics of effective learning Playing and exploring. They will meet Little Miss Curious who plays with what they know.	Children will search for the clues and pick them up with tweezers to support fine motor strength.  P.E session focusing on moving a range of different ways	Children will be detectives describing what clues they found and what they have found.	Phase1 Aspect5  To develop understanding of alliteration by doing actions to alliteration.	Exploring the number four. Can you find four..? Counting four objects. Subitizing with four by 'showing it growing it and throwing it'	Invite a parent who works in law enforcement to come and talk to the children about their job.	Capture the experience of being a detective with a range of media and art activities. The children will making magnifying glasses to support their role play	Ivrit: Recep all Ivrit.  Tefillah: Tzittzit  Parsha: Terumah

<b>Celebrating People who us help in the community</b>  <b>Feb 11<sup>th</sup> - 15<sup>th</sup></b>	Children play collaborative games with the parachute to encourage working together.	People who help us party in the hall children will have the space to move in range of ways and speeds around the hall.	Children will develop communication and Language skills within a Shul role play area.	Phase1 Aspect5 Continue to listen to sounds at the beginning of words and hear differences between them by playing differentiation games.	Exploring the number five. Can you find five...? Counting five objects. Subitizing with five through exploring randomly placed dots.	Encourage children to talk about their experiences and knowledge on people who help us within our community.  Invite a senior member from a Synagogue to talk about what they do. Children will be shown some customs and attire wore in the Synagogue.	Children will talk about their first hand experiences with people who help to then support imaginative role play.	Ivrit: Shul, bima, beit Kinneset.  Shul What do we do at Shul?  Who do we see? Chazzan to visit  Parsha: Tetzavah
--	---	--	---	--	--	---	---	--

**Holidays 18<sup>th</sup> - 22<sup>nd</sup>**