



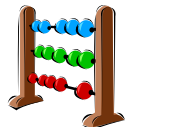





Nursery 2 September 2018 Planning

								
<p>Training day Mon 3rd</p> <p>Sep 4th-7th</p> <p>Rosh Hashanah, Rules, Expectations and Routines</p>	<p>Help children to recognise and understand the classroom rules and expectations. Play games to reinforce them.</p>	<p>Teach children the skills they need to use equipment safely and move around the classroom safely.</p>	<p>Encourage children to talk about their 'all about me' booklets from home.</p> <p>Listening to the different sounds of the Shofar</p>	<p>Morning routine - children find their names for self-registration.</p> <p>Children write their names in their Rosh Hashanah cards</p>	<p>Apples within all areas of play. Counting, exploring the concept of floating, sinking and number correspondence with apples.</p>	<p>Children will participate in the Roah Hashanah tradition of eating apples dipped in honey. Explore where apples come from within the outdoor areas.</p>	<p>Listen to and dance to Rosh Hashanah music.</p> <p>Cork printing to resemble apples for Rosh Hashanah cards.</p>	<p>Introduce the children to all the LK staff. Intro to Rosh Hashanah.</p> <p>Ivrit: D'vash - honey Tapuach - apple</p>
<p>Sep 12th-14th</p> <p>Yom Kippur</p> <p>Rosh Hashanah 10th - 11th</p>	<p>During play observe children following the rules and encourage them to talk about some rules they know.</p>	<p>Support children to pour their own drinks, get their own fruit from their lunch boxes and trays.</p>	<p>Give children the time to socially interact with their peers through play. Continue to encourage children to talk about their booklets.</p>	<p>Assess listening and joining in with the rhymes/ phrases in stories.</p>	<p>Provide opportunities for the children to explore numeracy within all areas of learning.</p>	<p>Making children aware of the rules outside and how to stay safe.</p> <p>Observe and explore apples with magnifying glasses.</p>	<p>Encourage and provide opportunities for children to explore the creative areas.</p> <p>(Artwork will be collected to decorate our Sukkah)</p>	<p>Introduce the Yom Kippur festival, learn songs and Listen to the stories related to the festival.</p> <p>Ivrit: Slicha - sorry</p>

<p style="text-align: center;">Sep 17th-18th 20th-21st</p> <p style="text-align: center;">Yom Kippur Sukkot</p> <p style="text-align: center;">Yom Kippur 18th 2pm - 19th</p>	<p>Plan activities that require turn taking and opportunities to join in.</p>	<p>Play circle games eg. Children are helped to try shoes on and decide what size is right for them and why.</p>	<p>Go on a listening walk and listening to the sounds around us.</p>	<p>Encourage the children to listen, join in singing songs to celebrate Sukkot.</p>	<p>What can you see in the Jungle picture? Assess childrens ability to use mathematical language to identify the animals which will also include counting them.</p>	<p>Invite a Rabbi from the community to blow the Shofar and talk about his job. Children are encouraged to cut the lavender to make scent bags/perfume.</p>	<p>Learn why we blow the shofar. Listening to the sounds of the Shofar and encourage the children to imitating them.</p> <p>Blow painting on Shofar shapes.</p>	<p>Introduce Sukkot, learn songs and listen to stories related to the festival.</p> <p>Children learn Sukkot prayers</p> <p>Ivrit; Lulav & Etrog</p>
<p style="text-align: center;">Sukkot</p> <p style="text-align: center;">Sep 26th-28th</p> <p style="text-align: center;">27th - Parents to visit Sukkah</p> <p style="text-align: center;">Sukkot 24th - 25th</p>	<p>Create an area in which children can sit and chat with friends, such as a Sukkah. Parents will be encouraged to sit in the Sukkah with their children.</p>	<p>Provide opportunities for children to independently cut up fruit. eg. cut and mash bananas</p>	<p>Present children with a problem and encourage them to discuss what they could do to solve the problem.</p>	<p>Learn and join in with the songs and poems related to the Sukkot festival.</p>	<p>Children will participate in activities that require them to find various colours, numbers and patterns within the Sukkah.</p>	<p>Children will have milk and fruit outdoors in the Sukkah. The children will be encouraged to talk about what they observe when outside.</p>	<p>Children will be encouraged to creatively decorate the Sukkah in the outdoor area.</p>	<p>Parents and children to participate in the Sukkot celebrations.</p>

<p>Simchat Torah</p> <p>Oct 3rd-5th</p> <p>Simchat Torah 1st - 2nd</p>	<p>Introduce children to awareness of feelings using feeling puppets.</p>	<p>Provide fine motor activities for the children within the playdough area and pegging clothing.</p>	<p>Learn and sing a range of rhymes and action songs to sing when we go on a Torah parade.</p>	<p>Make a large Torah and explore the differences of English and Hebrew letters</p>	<p>Encourage children to talk about the shapes they see, use and how they are arranged in constructions.</p>	<p>The children will be shown a real Torah, where it placed and it's importance to the Jewish community. Play/explore with the toy Torah's</p>	<p>Torah Parade art activities will include making and decorating a large Torah and flags.</p>	<p>Explore Torahs - What is inside a Torah? How big/long is a Torah? Who reads the Torah?</p>
<p>Oct 8th - 12th</p> <p>Noah's Ark</p>	<p>Parents send in a loving message to their child via a dove.</p>	<p>Using construction materials children work together to build a boat.</p>	<p>Learn and sing songs to reenact the Noah's Ark story.</p>	<p>Children will be encouraged to draw the animals that they would like in the boat.</p>	<p>One to one number correspondence by counting how many animals can fit on the boat.</p>	<p>A parent will visit us to talk about Africa and the different animals he has seen in Africa.</p>	<p>Creatively decorate our Ark using raw materials.</p>	<p>Learn the Morning prayers. Children listen to the story of Noah's ark.</p>
<p>Oct 15th - 19th</p> <p>Forest School Week</p>	<p>Children will explore their woodland surrounding with peers.</p>	<p>The children will be encouraged to get dressed for Forest school. Learn the rules on how to be safe in the woodland.</p>	<p>Listen to a woodland story about the characters we might see in our outdoor environment.</p>	<p>Learn some new words related to what we see and discover in the woodland.</p>	<p>One to one number correspondence by counting how many blackberries you have picked.</p>	<p>(If still in season) Look for Blackberries bushes within the woodland. Pick and taste them.</p>	<p>Paint with a real blackberry mixture.</p>	<p>Ivrit: Ken - yes and Lo - no Begin to learn the prayer Adon olam Parsha: Lech Lacha</p>

<p>Oct 22nd - 26th</p> <p>Where Going On a Bear Hunt.</p>	<p>Take part in a Teddy Bear picnic. Focus on positive manners, taking turns.</p>	<p>Make sandwiches by using real utensils. Children pack their own bag for the picnic.</p>	<p>Encourage children to use vocabulary from the text like long wavy grass, a deep cold river, thick oozy mud, a big dark forest and a swirling, whirling snow storm....</p>	<p>Read/re-read and learn the story. Make visual music with action maps of the repeated text for children to join in with the story.</p>	<p>Children will be encouraged to use positional vocabulary from the story such as over, under, through, on, in, outside, inside, up and down.</p>	<p>Children will discuss the weather and why we can or can not go on our Teddy Bear picnic outdoor.</p>	<p>Children can make their own bears using a range of collage resources.</p>	<p>Ivrit: Shalom -hello Boker Tov - Good-Morning</p> <p>Continue to learn the prayer Adon olam</p> <p>Parsha: Vayeira</p>
---	---	--	--	--	--	---	--	---

Holidays 29th - 2nd