









2017/18 Nursery 2 Summer 2 Planning

								
<p>June 4th - 8th</p> <p>Under the sea</p>	<p>Children learn ways of thanking God and the importance of saying thank you.</p>	<p>Writing large letters learnt with ribbons on sticks. Using the WRI letter formation poems.</p>	<p>Read the story Commotion in the Ocean. Encourage the children to join in with repeat refrains within the story.</p>	<p>Letter d</p> <p>The children enjoy alphablocks and hear the sounds made by the lettered character.</p>	<p>Explore the concept of capacity with water. Children will be encouraged to use language like full and empty.</p>	<p>The children will learn about Barnacle and where they live in the sea.</p>	<p>Painting the base of egg cartons to resemble barnacles. Children work together to decorate our under the sea roleplay area.</p>	<p>Ivrit: Sea (Yam)</p> <p>Tefilla: Oseh Shalom</p> <p>Parasha: Shelach - Taking Challah</p>
<p>June 11th - 15th</p> <p>Under the sea</p> <p>Internal transition</p>	<p>Model and involve Children in finding solutions to problems, with a focus on taking turns and tolerating delay.</p>	<p>Children will move like sea creatures to an arrangement of music.</p>	<p>Children will listen to the story The Singing Mermaid. The children will be encouraged to anticipate key events.</p>	<p>Letter f</p> <p>Finding the lettered mermaids in the net to blend together to make words.</p>	<p>The children play a number recognition game. They will match their fish bowl numbers with their numbered fish.</p>	<p>The children will also discuss over fishing and what will happen if we catch too many fish.</p>	<p>Children create fish & mermaids/mermen inspired art work.</p>	<p>Ivrit: Fish (Dag)</p> <p>Tefilla: Oseh Shalom</p> <p>Parasha: Korach - PSE</p>

<p>June 18th-23rd</p> <p>Under the sea</p>	<p>Walk around the Primary School and show the children around their new school. Introduce the children the office staff.</p>	<p>The children will sing the octopus action song and move around in various ways.</p>	<p>Listen to the story Jolly Olly Octopus. The children will participate with rhymes within the story.</p>	<p>Letter o</p> <p>With toy cars the children will do a drive through blending activity.</p>	<p>Children learn the poem Octopus Octopus from the resource book Ten Little Fingers.</p>	<p>The children will learn about octopus.</p> <p>A Grandparent will come and talk about his research on Marine animals.</p>	<p>The children will make their own octopus with 8 tentacles.</p>	<p>Ivrit: Octopus (Tamnon)</p> <p>Tefilla: Oseh Shalom</p> <p>Parasha: Chakat - Hashem remembers the Mitzvot we do.</p>
<p>June 25th-29th</p> <p>Under the sea</p> <p>Internal transition</p>	<p>The children get an opportunity to interact with the key staff from Reception.</p>	<p>The children measure themselves now and talk about how they have changed, are they taller and have they grown.</p>	<p>Children meet the kitchen staff and other staff that they may see at lunch time. Allow children to talk to the staff and ask questions.</p>	<p>Letter j</p> <p>Throw the ball up in the air when you hear the sound in the word.</p>	<p>Children will count through singing the nursery rhyme Once I Caught a Fish Alive.</p>	<p>The children will learn about Jelly fish.</p> <p>Where do they live?</p> <p>What do they eat?</p>	<p>Creatively make jelly fish with various resources.</p>	<p>Ivrit: Jelly fish (Madooza)</p> <p>Travelling through Israel on the bus.</p> <p>Eilat</p> <p>Parasha: Balak - Investigate the Torah and find morning prayers</p>

<p>July 2nd - 6th</p> <p>Under the sea</p> <p>Internal transition</p> <p>Parents & children play and visit Reception</p>	<p>During circle time talk about going to Reception.</p> <p>How do you feel about going to reception?</p>	<p>The children practice doing buttons on school uniform shirts.</p>	<p>The children meet the dinner staff from Primary School. Allow the children to talk to the staff and ask questions.</p>	<p>Letter v</p> <p>Explore books - Look at where the adult needs to start reading from Left to right.</p>	<p>One to one number correspondence .</p> <p>The children will play an under the water counting game on the interactive board using Topmarks.</p>	<p>The children will learn about Velvet crabs.</p> <p>How do they feel?</p> <p>Where do they live in the ocean?</p>	<p>Explore textures by using velvet fabric to make velvet crabs.</p>	<p>Ivrit: Crab (Sartan)</p> <p>Travelling through Iseal on the bus.</p> <p>Haifa Parasha: Pinchas Children learn to appreciate and express themselves through music</p>
<p>July 9th - 13th</p> <p>Under the sea</p>	<p>During circle time talk about going to Reception.</p> <p>What are you excited about?</p>	<p>What do you wear when you are in Reception? What are you not allowed to wear?</p> <p>The children get opportunities to practice putting school uniforms on over their clothing</p>	<p>Children listen to the literacy story are encouraged to talk about the characters and recap the story.</p>	<p>Letter w</p> <p>Read the story The Whale and The Snail.</p> <p>What does a book have? Title, words, illustrations and characters</p>	<p>The children identify the positions of the sea creatures using prepositional language.</p>	<p>The children will learn about Whales.</p> <p>How big is a whale?</p> <p>Where do they swim to?</p>	<p>All the children work together to make a giant life size whale.</p>	<p>Ivrit: Whale (Le'Viotan)</p> <p>Travelling through Israel on the bus.</p> <p>Telaviv Parasha: Motot Learn how to look after our Marine life</p>

<p>July 16th - 20th</p> <p>Parents & children play and visit Reception</p>	<p>The children get an opportunity to eat a dinner at the Primary School with their peers.</p>	<p>Children meet some of the older children from the Primary School. The children are encouraged to talk about when they get older.</p>	<p>Encourage the children to talk about what they are looking forward to in Reception.</p>	<p>Letter l</p> <p>Recap the letter learnt so far</p>	<p>The children recognise various shapes as they travel through Jerusalem.</p>	<p>The children will get an opportunity to look inside a real fish.</p>	<p>The children paint with and explore colours by mixing them.</p>	<p>Ivrit: Recap of Vocabulary</p> <p>Travelling through Israel on the bus.</p> <p>Jerusalem</p> <p>Taste Israeli foods.</p>
<p>Last Day July 23 - 25th</p> <p>25th half day- 26th Training Days</p>	<p>The children enjoy their last day with their peers in N2</p>	<p>The children will explore the tyre park play area at school.</p>	<p>Encourage the children to listen to each other talk about their experiences in N2.</p>	<p>Children freely explore within the literacy areas</p>	<p>Children freely explore within the numeracy areas</p>	<p>Children harvest the potatoes grown and take them home.</p>	<p>Children freely explore within our art and craft areas.</p>	<p>Ivrit: Recap of Vocabulary</p> <p>Travelling through Israel on the bus.</p> <p>Mt. Hermon</p>

July 27th Holidays