


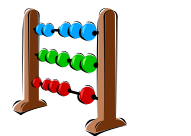





## Nursery 1 Medium Term Planning - [Summer 1]

Learning and Development - Characteristics of Effective Learning

- Playing and exploring
- Active learning
- Creating and thinking critically

								
<b>Week 1</b> <b>16<sup>th</sup>- 20<sup>th</sup> April</b> <b>Yom Hatzmaut</b>	Settling all the new children Israeli dancing with parents	Talk about Israel and birthdays	Practise Israeli dancing Making buns and icing them blue and white	Read Kippers birthday and other books about birthdays	Talk about and show numbers 7 and 0	Learn about the culture of Israeli foods	Using different blue and white materials	Talk about Israel and its special 70 <sup>th</sup> birthday
<b>Week 2</b> <b>23<sup>rd</sup> -27<sup>th</sup> April</b> <b>Dear Zoo</b>	Talk about their pets and bring in photos	Developing understanding of simple concepts”	To see if children can lift up the flat in the book with ease	Read “DEAR ZOO”	Talk about Long -Short Tall -Small Heavy-Light	Learn about pets	Gluing and sticking different animals	Count the Omer
<b>Week 3</b> <b>30<sup>th</sup> April-4<sup>th</sup> May</b> <b>Dear Zoo</b>	Expresses own preferences and interests	See if children can repeat last line on each page “so I took it back”	Act out being different animals	Read “ DEAR ZOO”	Animal jigsaws And animal lotto	Learn about zoo animals and their names	Animals from box craft and colouring sheets on the mark making table	Count the Omer
<b>Week 4</b> <b>7<sup>TH</sup> -11<sup>TH</sup> May</b> <b>(4 day week)</b> <b>Flowers</b>	Enjoys carrying out small tasks responsibility	Encourage children to learn the name of different part of the plant and names of plants	Gardening and planting outside	Topic based books	Look at different sizes of flowers using size language	Go for a walk looking at different flowers Look at flower on the i-pad	Observational painting of flowers	Count the Omer
<b>Week 5</b> <b>14<sup>th</sup> May-18<sup>th</sup> May</b> <b>Shavout</b>	Can play in a group extending ideas and elaborating play ideas.	Roleplay Moses walking up the mountain to receive the 10 Commandments	Make cheese cakes with the children	Oliver’s fruit salad	10 commandments	Jigsaw and read books on how trees and plants grow	Creative activities about tress plant blossom	Talk about the story and act out the story of Shavout

<p><b>Week 6</b>  <b>21<sup>st</sup> -25<sup>th</sup> May</b>  <b>(23<sup>rd</sup> Parents night)</b>  <b>Colour mixing</b></p>	<p>can select and use activities and resources with help</p>	<p>Talk about the different colours they are making</p>	<p>Children to mix their own colours with powder paint</p>	<p>Different resources in the mark making area chalk white boards</p>	<p>Different shapes and sizes of containers in the water so children can experiment with quantities and measure</p>	<p>Play with remote controlled cars</p>	<p>Making new colours by mixing primary colours</p>	<p>Daily Prayers</p>
---	--	---	--	---	---	---	---	----------------------