






2017 Nursery 2 Spring 1 Planning

								
Feb 19th - 23rd Purim Jack in the Bean Stalk	<p>What chores did Jack need to do to help his Mum?</p> <p>What chores could we do to help at home.</p>	<p>How can Jack be safe when he is climbing the beanstalk?</p>	<p>Children share their holiday experiences and activities by looking through their books with peers and key adults.</p>	<p>Letter sound s. Hide objects beginning with the same sound, when uncovered say the word & listen for the initial sound.</p>	<p>One to one number correspondence by count the magic beans</p>	<p>Change the role-play areas into Jacks house and the Giants house from the story Jack and the Beanstalk .</p>	<p>Make shakers with bottles place different sounding things inside like bottle caps, corks, buttons and pasta.</p>	<p>Ivrit: Ayin (Eyes)</p> <p>Tefilla: <i>Birkat Hamazon</i></p> <p>Parasha: Tetzaveh</p>
Feb 26th- Mar2nd Purim Thursday March 1st Jack in the Bean Stalk	<p>Encourage the children to do some chores within the day like put the bins on the tables, empty bins, get the milk and wash the cups.</p>	<p>Role-play climbing and encourage climbing our tree Just like Jack did on the beanstalk.</p>	<p>The children will be encouraged to retell the Purim story through songs and puppet shows.</p>	<p>Letter sound a. A toy train travels along the track and stumbles on a selection of objects beginning with the same sound.</p>	<p>Look at the measurements and quantities required on the recipe to make triangle Hamantaschen rice crispies.</p>	<p>Forest school Tuesday 27th</p> <p>Join in with Purim festival customs</p>	<p>Children will Sing songs and express themselves through music and fancy dress.</p>	<p>Ivrit: Oznayim (ears)</p> <p>Tefilla: <i>Birkat Hamazon</i></p> <p>Parasha: Ki Tissa</p>

<p>March 5th - 9th</p> <p>Pesach</p>	<p>Discuss the symbolism of Karpas and salt water from the Seder plate.</p> <p>Why and when do you cry?</p>	<p>Gross motor activities with our arms rotating them clockwise & anticlockwise.</p>	<p>Sing This Old Man counting song, which features the number 3</p>	<p>Letter sound t.</p> <p>What have we got in our sound box today?</p>	<p>Numbers of the week are 1 2 & 3. Explore their shape, counting to those numbers and 1,2,3 more or less</p>	<p>Forest school Thursday 8th</p> <p>Look at any changes to our beans we planted in last week of Spring 1</p>	<p>To represent the plagues decorate numbers 1, 2 & 3 with red paint, frogs and lice.</p>	<p>Ivrit: Peh (mouth)</p> <p>Tefilla: Birkat Hamazon</p> <p>Parasha: Vayakhel-Pekudei</p>
<p>March 12th-16th</p> <p>Pesach</p>	<p>Discuss the symbolism of Maror, Charoset & charzeret from the Seder plate. How would you feel if you had to work in the hot sun and have no play time?</p>	<p>Focus on jumping and hopping during play and within focus sessions.</p>	<p>Preposition;</p> <p>Where is Jack?</p> <p>Is he inside the pot or on top?</p> <p>Under or next to the beanstalk?</p>	<p>Letter sound p. Using mirrors discuss the way the lips move, for example, when sounding out 'p' and 'b', the way that tongues poke out for 'th'</p>	<p>Numbers of the week are 4, 5 & 6 Explore the shape, how to write them, counting to those numbers and 4,5,6 more or less.</p>	<p>Plant Bean shoots outside and make a climbing frame for the plant</p> <p>Forest school Tuesday 13th</p>	<p>To represent the plagues decorate numbers 4, 5 & 6 with wild animal, cattle and bubble wrap.</p>	<p>Ivrit: Aph (nose)</p> <p>Parasha: Vayikra</p>
<p>March 19st-23rd</p> <p>Pesach</p>	<p>Discuss strategies and roleplay scenarios that can help children problem solve when faced with social challenges</p>	<p>Support skipping with activities like stepping then balancing on one leg then with the alternating legs</p>	<p>Learn and sing traditional Pesach song.</p>	<p>Letter sound i. The children make some 'silly soup' by putting 'ingredients' that begin with the same sound like banana, bee and bug.</p>	<p>Numbers of the week are 7, 8 & 9 Explore the shape, how to write them, counting to those numbers and which represents more or less.</p>	<p>Forest school Thursday 22nd</p> <p>Observe the changes of the plants planted at the end of last half term.</p>	<p>To represent the plagues decorate numbers 7, 8 & 9 with hail, locusts and darkness.</p>	<p>Ivrit: Rotzeh/ Rotzah (want)</p> <p>Parasha: Tzav</p>

<p>March 26th-29th</p> <p>Pesach Dinner</p>	<p>All children will be invited to share a Seder dinner with their peers which will be set up in the hall at the primary school.</p>	<p>Provide opportunities for the children to run on the large field.</p>	<p>Perform the songs learnt throughout the past few weeks at the Pesach dinner.</p>	<p>Recap letter sounds learnt and encourage children to begin to blend if ready.</p>	<p>Exploring the number 10.</p> <p>How can we make 10?</p> <p>Can you mark the page to represent 10?</p>	<p>To celebrate the festival of Pesach the children will participate in a real Seder dinner with their peers.</p>	<p>A selection of different coloured washi tape will be provided to decorate number 10.</p>	<p>Ivrit: Ata/At (You)</p>
---	--	--	---	--	--	---	---	----------------------------

Holidays March 30th - April 13th