









2017 Nursery 2 Autumn 2 Planning

								
<p>Oct 30st-Nov 3th</p> <p>Growth Mindset & Bonfire Night</p>	<p>Discuss with children what we all need to do to get better and the concept of keep trying/try your best. Read and watch growth mindset stories</p>	<p>Sing action songs relating to bonfire night and fireworks.</p>	<p>Allow time for children to freely converse with peers and adults, give everyone an opportunity to talk about their holiday.</p>	<p>Introduce the growth mindset concept through stories.</p> <p>Make fire work sounds through various action songs.</p>	<p>Ask children to help the puppet count and identify his shapes.</p>	<p>Talk to children about Growth mind set, our brains and how we make our brains stronger.</p>	<p>Encourage and provide opportunities for children to do Bonfire inspired creative artwork</p>	<p>Ivrit: Ani, Ken & Lo</p> <p>Tefilah: 1st & 2nd Line of Shema</p> <p>Parasha: Vayera; Welcoming visitors</p>

<p>Nov 6th - 10th</p> <p>Percy The Park Keeper</p> <p><i>The Treasure Hunt</i></p>	<p>Work together in teams to collect Autumn treasure.</p>	<p>Children mold and manipulate playdough to achieve various Percy the Park Keeper playdough challenges.</p>	<p>Choose some treasure found cover them all then remove one item. Ask the children to describe what item is missing.</p>	<p>Read - The Treasure Hunt</p> <p>Use Percy the Park keeper puppets to retell the story.</p> <p>What rhymes with.....? Using picture prompts to support.</p>	<p>Count, size order, sort and compare all the children's Autumn treasures using language like short, shorter, shortest, heavy and light.</p>	<p>Collect various items related to autumn and place them on a tray to explore and investigate.</p>	<p>Create a Percy the Park keeper role-play area using the children's ideas and help.</p>	<p>Ivrit: Ayfo (where) & Hineh (here)</p> <p>Tefilah: 1st & 2nd Line of Shema</p> <p>Prashah: Chayei Sarah; Kindness</p>
<p>Nov 13th - 17th</p> <p>Percy The Park Keeper</p> <p><i>The Secret Path</i></p>	<p>Plan activities that require collaboration, such as parachute activities with leaves.</p>	<p>Follow the string trail. Children will need to negotiate around obstacles to get to the secret location.</p>	<p>Show children various pictures of enchanted paths and encourage imaginative story telling about the pictures.</p>	<p>Read -The Secret Path</p> <p>Bring in a rhyme you know from home and share it with peers.</p>	<p>Use positional and mathematical language when discussing how to navigate through the secret path way eg. in, on, inside and under.</p>	<p>Woodland animal matching games. Children need to find the matching parts of the woodland animals.</p>	<p>Autumn colour collage pictures using items found on the treasure hunt.</p>	<p>Ivrit: Rosh (head) & K'tfayim (shoulders)</p> <p>Parshah: Toledot; Recognising that each of us is different</p>

<p>Nov 20th - 24th</p> <p>Percy The Park Keeper</p> <p><i>Rescue Party</i></p>	<p>What do you do to be helpful? How can we be helpful at Nursery?</p>	<p>Play tug of war and encourage children to use ropes to help them with challenges eg. pull bikes.</p>	<p>Listen and follow instructions by playing - Scarecrow says. Instead of saying Simon says.</p>	<p>Read - Rescue Party</p> <p>Match rhyming word with picture prompts.</p>	<p>Number correspondence – Identify the numbered animals holding onto the rope.</p>	<p>Talk about people who rescue us if we need help – Police, Fire Fighters and Sea Rescue teams.</p>	<p>A Farmer’s letter to the children will ask the children for help to build/create a scarecrow.</p>	<p>What goes on a Shabbat table?</p> <p>Ivrit: Birkayim (Knees) & Etzbaot (Toes)</p> <p>Parashah: Vayetzei; Kindness</p>
<p>Nov27th-Dec 1st</p> <p>Percy The Park Keeper</p> <p><i>After The Storm</i></p>	<p>Support children in developing positive relationships by challenging negative comments and actions towards either peers or adults.</p>	<p>Provide shapes to nail into cork boards using hammers.</p>	<p>Provide activities which help children to learn to distinguish differences in sounds, word patterns and rhythms.</p>	<p>Read - After The Storm</p> <p>Make the sounds of the picture prompts eg. cow – moo tiger - grrrr</p>	<p>How many animals need to find a home? How many animals can you fit in the wheel barrow?</p>	<p>Where do the woodland animals live?</p> <p>Make some woodland animal homes.</p>	<p>Explore Autumnal coloured paint by painting pictures of Autumn trees.</p>	<p>The Number 2: Candles & Challah Baking</p> <p>Ivrit: Etz (tree)</p> <p>Parshah: Vayishlach; Making up after a disagreement</p>

<p>Dec 4th - 8th</p> <p>Percy The Park Keeper</p> <p>One Snowy Night</p>	<p>Encourage children to access areas of learning they may not normally choose to play in.</p>	<p>Support children with their independence as they do things for themselves, such as putting on their clothing, shoes and wellies.</p>	<p>Children will need to listen to the clues and guess – Who is knocking at the door? Who is making noises under the bed?</p>	<p>Read - One Snowy Night</p> <p>Play animal noses guessing games.</p>	<p>Children will have a set time to build a leaf pile inside the hula hoop. The aim is to observe who has more or the highest pile.</p>	<p>How do woodland animal stay warm? What do you wear when it's cold? What is in your house that keeps you warm?</p>	<p>Painting with mud to make an underground home for their mole.</p>	<p>Chanukah Story (Characters)</p> <p>Ivrit: Etz (Tree)</p> <p>Parashah: Vayeshev; Being jealous</p>
<p>Dec 11th - 15th</p> <p>Maccabees</p> <p>(12th – 20th)</p>	<p>Play games to encourage waiting your turn.</p>	<p>Play 'leaf, leaf, leaf - pinecone' 'Pinecone' means stand up, run after the other child around the circle & back to their spot.</p>	<p>Learn and sing songs relating to Chanukah.</p>	<p>Play sound discrimination games eg. I hear with my little ear (make the sound)</p> <p>Write names in Chanukah cards</p>	<p>Focus on the number 8.</p> <p>Count the candles on the Chanukah.</p>	<p>Provide toys to turn, wind-up or pulls. To support basic skills in operating mechanical toys</p>	<p>Create and decorate cards for Chanukah.</p>	<p>The Chanukah and Chanukah Customs</p> <p>Ivrit: Adama (Ground)</p> <p>Eat Doughnuts & Latkies</p>
<p>Dec 18th – 20th</p> <p>Chanukah</p> <p>(12th – 20th)</p>	<p>Reflect on the Chanukah story and recognise when actions may hurt others.</p>	<p>Play number corner game – children are told and shown a number on flashcards. Then they children have to run to the same number.</p>	<p>Foster children's enjoyment of spoken and written language by providing interesting and stimulating play areas with lights and sparkles.</p>	<p>Describes main story settings, events and principal characters of the Chanukah story.</p> <p>Write names Chanukah cards</p>	<p>Focus on the number 9. During play encourage the concept of one more and one less.</p>	<p>Light the Menorah in the woodland</p> <p>Play hind and seek with number 9 in the outdoor play area and in the woodland.</p>	<p>Use different coloured shapes to make a Menorah for our Chanukah cards</p>	<p>The Chanukah and Chanukah Customs</p> <p>Parashah: Vayigash; Everything comes from Hashem</p>

Holidays Thurs 21st Dec – Wed 3rd Jan

Training Day Tue 2nd Jan